

# 4

1/11

FIG. 1

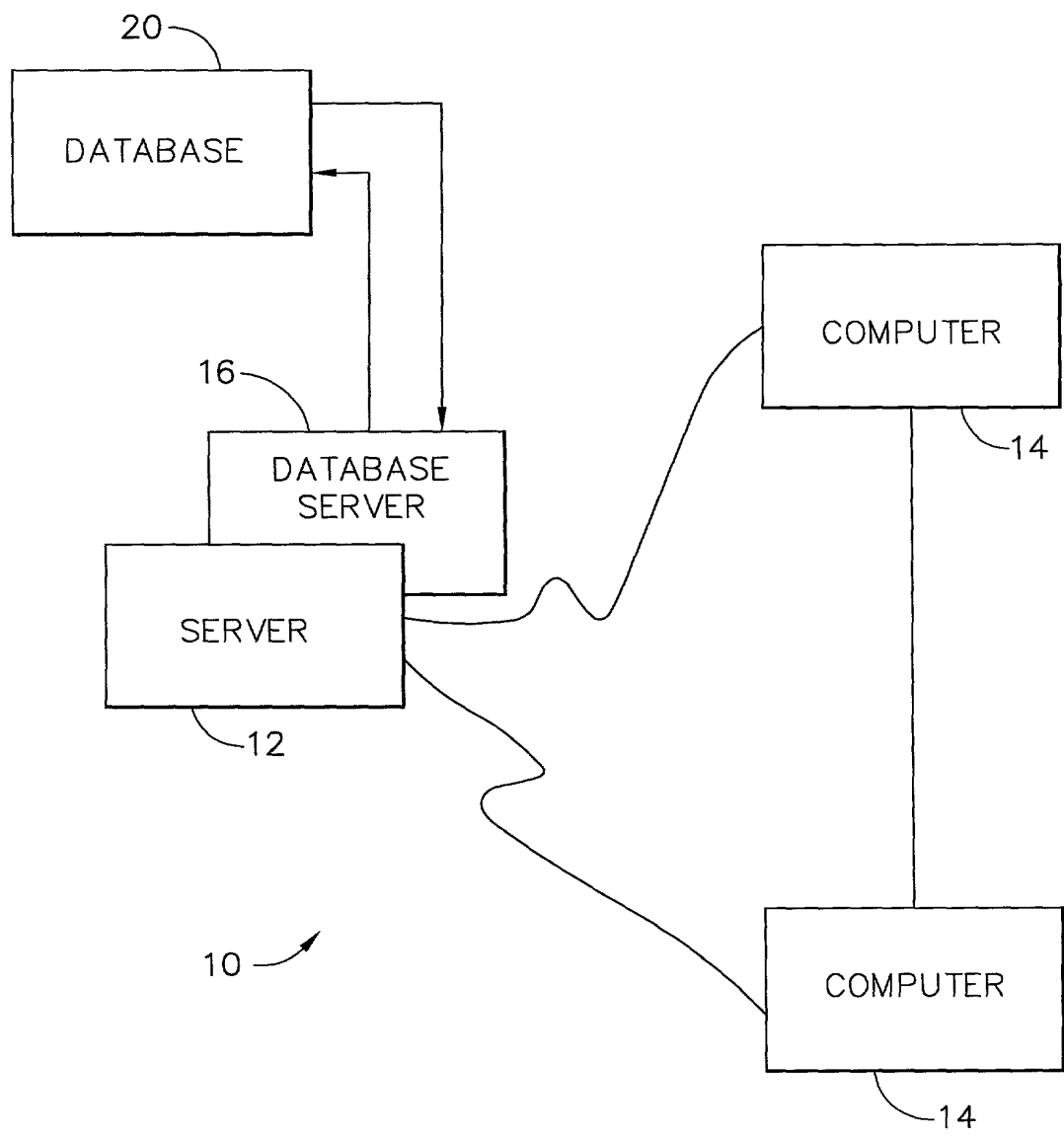


FIG. 1

2/11

FIG. 2

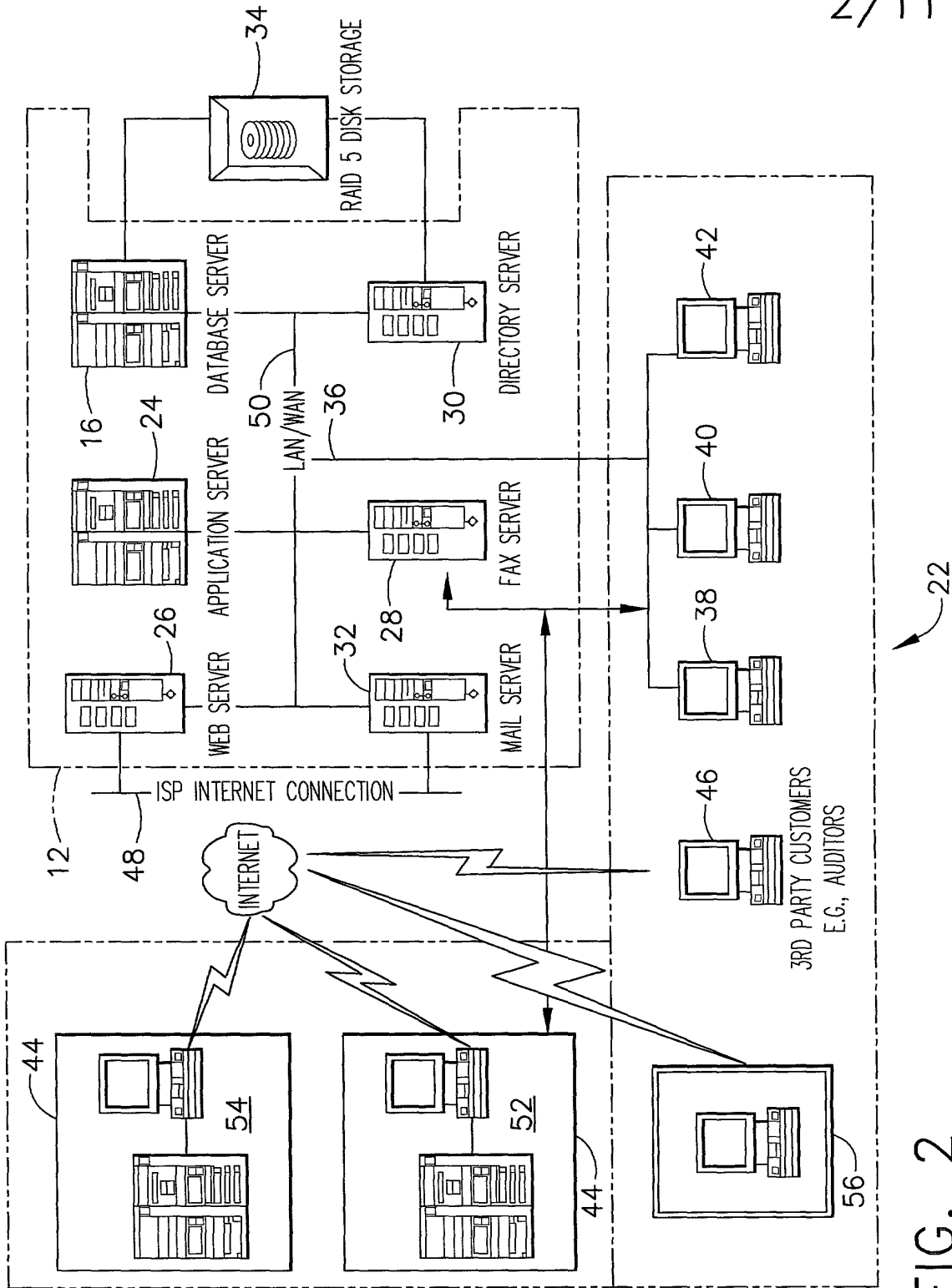


FIG. 2

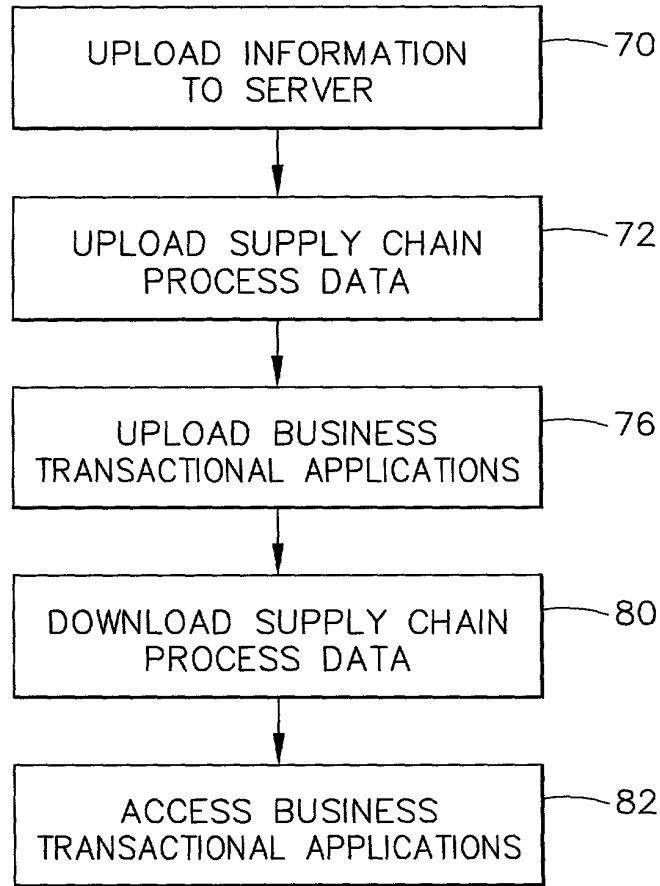


FIG. 3

FIG. 3

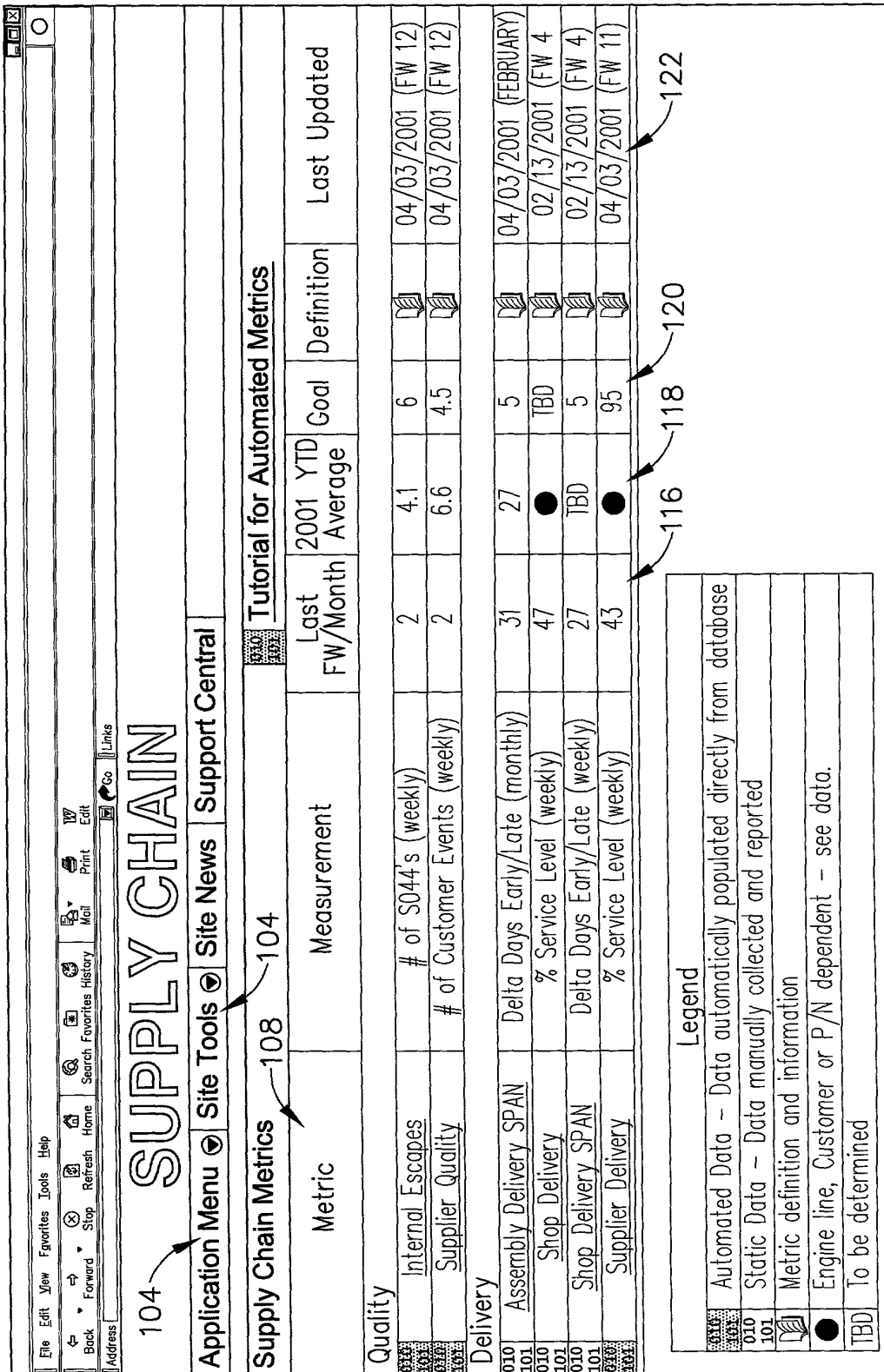


FIG. 4

FOOT 660660

5/11

Back Forward Stop Refresh Home Search Favorites History Mail Print Edit

**RTS List**

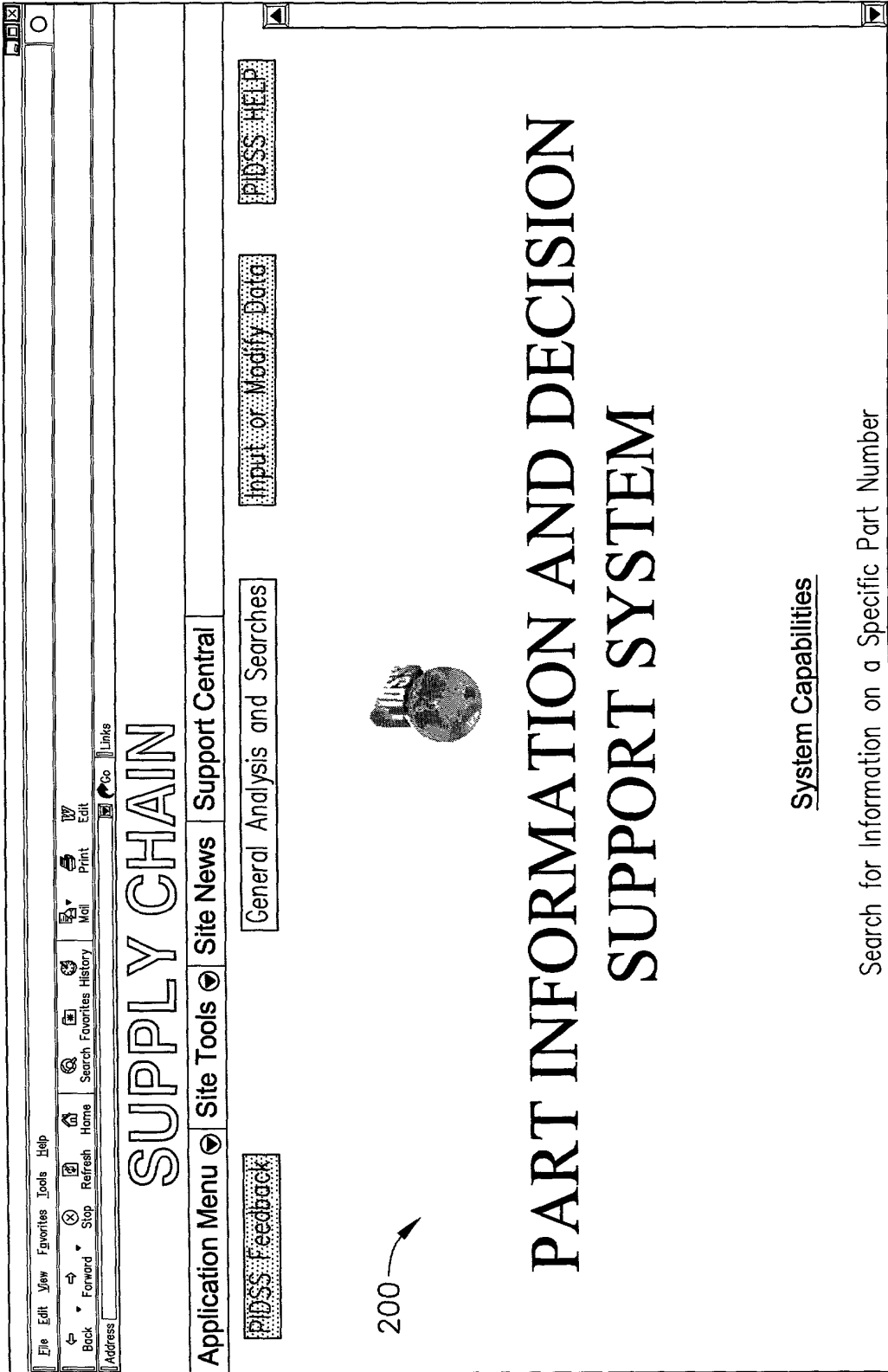
● A.I.D.C. (04398) ●  
 Supplier Ready-To-Ship (RTS) Buffer Zone Status

Part Number	Update Qty	Buffer Zone Req'd	RTS Qty	Coverage Percent	Coverage Commit Date or Comment	RTS Qty Last Changed On
	<input type="text" value="0"/>					
Enter the number of "ADD" lines you want <input type="text" value="1"/>						
To add a new part, enter the part number and qty on the above line To remove a part, enter the word "delete" in Update Qty column/s below						
1322M99G02		2	12			04/10/2000 04:19:54
1380M14G11		12	6			04/10/2000 04:19:54
1380M14G12		12	1			04/10/2000 04:19:54
1380M42G11		12	0			04/10/2000 04:19:54
1380M42G12		12	0			04/10/2000 04:19:54
1559M30G06		8	0			03/31/2000 09:18:19
1559M30G10		30	0			03/31/2000 09:18:19
1559M40G03		20	0			03/31/2000 09:18:19
1559M70G02		7	3			04/10/2000 04:19:54
1804M44P03		12	56			04/10/2000 04:19:54
1806M80G01		8	29			04/10/2000 04:19:54

150

FIG. 5

FIG. 6



6/11

FIG. 6

← ▶ ↩ ☒ ✕

# aircraft engines

home
people search
employee services
market place
communities
Training
GE Businesses
Eureka
feedback
Site map

Supplier Web Status
Mail Support

7/11

Config. Mfg Process  
Process Delimitor & Scope  
Date: 04/20/2000

- Process Delimitor & Scope
- PIDSS
- Encompass
- CADIS-PMX
- e Logbooks
- Specifications
- 3D Tooling Database
- How to Mail Menu

T-701C	GE-E-003607	ENGINE	6071T24G01	LMDH9266
LINE	LCF-1	LCF-2	TIME/TEMP/INDEX	OPERATING HOURS
	a	b	c	d
3				READING AT REMOVAL OF MODULE/RECORDER
2-	0	0	0	READING AT INSTALLATION OF MODULE/RECORDER
4-				LINE 3 MINUS LINE 2
1+	0	0	0	PREVIOUS COUNTS OF COMPONENT/MODULE
5-				TOTAL COMPONENT COUNTS
				7. HISTORY RECORDER S/N
3				READING AT REMOVAL OF MODULE/RECORDER
2-				READING AT INSTALLATION OF MODULE/RECORDER
4-				LINE 3 MINUS LINE 2

~250

FIG. 7

**SUPPLY CHAIN**

Application Menu | Site Tools | Site News | Support Central

Mail Box

AE5461T Kress, Matthew INQ

Priority Documents

Document Number	Part Number	Status	Date Received	Serial Numbers	Components	Sticky Note

Non-Priority Documents

Document Number	Part Number	Status	Date Received	Serial Numbers	Components	Sticky Note

Supporting Documents

Document Number	Part Number/Hold Ticket	Date Requested	Subject

Mail Box  
Reports

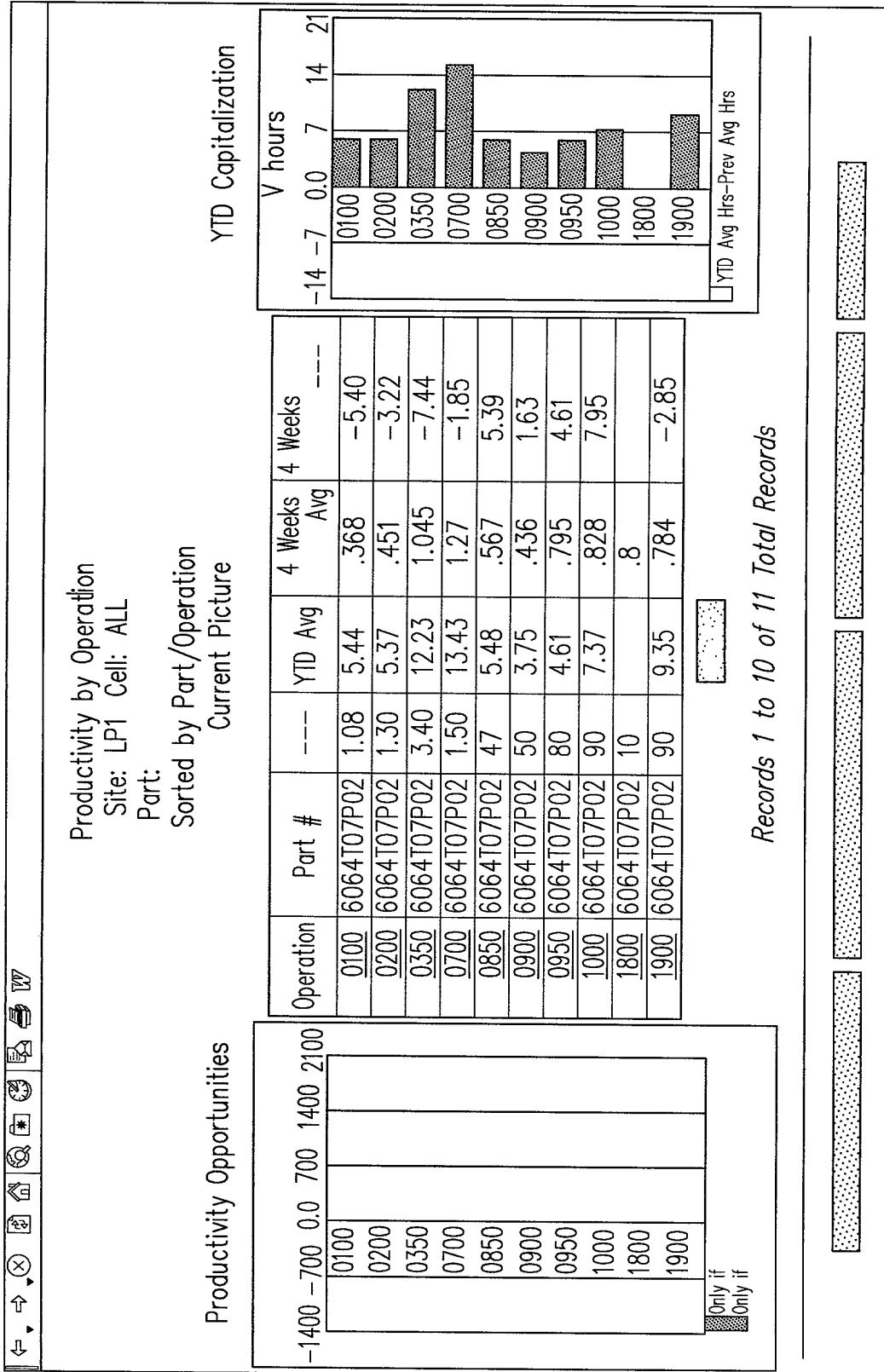
User's Manuals  
eNMS Quickplace  
E-mail Support

For Any problem  
Contact  
Help Desk:  
552-HELP  
Dialcomm:  
(XXX) XXX-XXXX

300

FIG. 8





9/11

FIG. 9

The screenshot shows a web browser interface with a navigation menu at the top containing icons for home, search, and other functions. Below the menu is a search bar with the text "aircraft engines". A secondary menu contains links for "home", "people search", "employee services", "market place", "communities", "Training", "GE Businesses", "Eureka", "feedback", and "Site map". A "Supplier Web Status" link is also present.

The main content area displays a table titled "Engine Run Status at PTO". Above the table, it states "Highlighted engines are running" and "Last updated Fri Apr 28 15:00:44". The table has columns for PAD ESN, BLD RDG#, TIME, DATE, XNH, TFF, and TRT. The row for engine 3D is highlighted with a grey background.

At the bottom of the page, there is a vertical sidebar menu with the following items: "Close", "Quick Resource Tool", "CF 34 Moving Line Status", "e Logbooks", "Nonperformance Reporting", "Assy Filless Data", "Engine Test Data", "Ev Testcell Loading", "Supplier Engine Schedule", "Peebles Daily Status", and "How to Mail Menu".

PAD ESN	BLD RDG#	TIME	DATE	XNH	TFF	TRT
3B	874005 06	14:28:04	04/28/00	0	45061	072:12:00
3C	965007 02A	22:17:31	04/27/00	1	2690	016:28:00
3D						
3E	779334 02	05:35:04	04/21/00	0	6766	013:27:00
4D	965008 01E	22:41:56	04/27/00	1	156886	542:37:00
5A	706151 01	14:47:39	04/28/00	0	2901	002:28:00
5B	876425 01	14:58:37	04/28/00	0	1956	003:16:05
6A	900006 06B	13:20:31	04/25/00	0	166422	073:07:01

FIG. 10

400

450

**CTQ Detailed Report Information**  
 Section Airfoils (420)

16359 Avg. DPMO

**Drill Report Down by:**

Subsection: [Dropdown]  
 Supplier: [Dropdown]  
 Part: [Dropdown]

**View Detailed Report Info For:**

Report Category: [Dropdown]

Pattern Contour FT\_AA6XXXXXXXXXXXXXXXXX000740  
 COOWDICO3\_4\_RV\_BBXXXXXXXXXXXXXXXXX004170  
 COOWDICO3\_4\_RV\_CCXXXXXXXXXXXXXXXXX000000  
 COOWDICO3\_4\_RV\_DDXXXXXXXXXXXXXXXXX000706  
 A16WD2CD6C833TE\_XXXXXXXXXXXXXXXXX014406

**Sigma Distribution**  
 Total Quantity - 4235

Sigma Level	Percentage
0 Sigma	52.58%
1 Sigma	14.42%
2 Sigma	16.59%
3 Sigma	10.53%
4 Sigma	5.88%
5 Sigma	-
6 Sigma	-

**CTQ Information**

CTQs ID: #	offP/Ns: Value ( $\delta$ )	of Parts: Value ( $\delta$ )	% P/N: % Value ( $\delta$ )
4248:	132	140231160.69	71.35
4247:	132	140231160.69	71.35

FIG. 11